

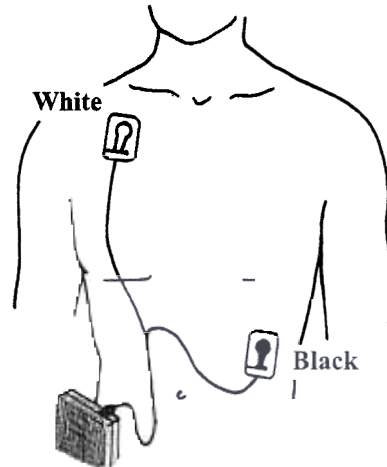
FIRST-CALL MEDICAL, INC.

574 Boston Rd #11
Billerica MA 01821
Phone: (800)274-5399
Fax: (978)670-5457
Website: www.fcminc.com
Email: info@fcminc.com

Operating Instructions for the King of Hearts *EXPRESS*

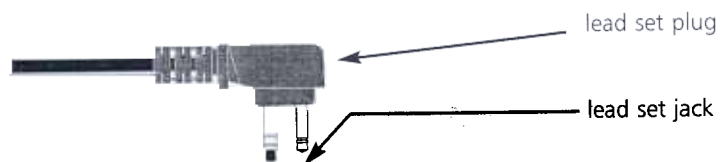
Electrode placement:

- 1) At the placement sites, clean and abrade the skin with alcohol.
- 2) Peel off the protective cover to the electrode and place onto your skin.
- 3) Snap the lead wires onto the electrodes.
WHITE wire on your RIGHT side
BLACK wire on your LEFT side



Activate monitor:

Insert the leadset plug into the jack located on the top of the monitor.



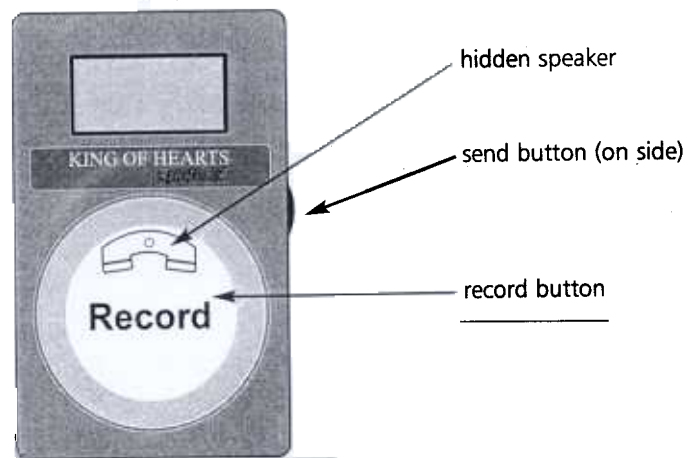
Record an event:

Press the Record button, remain quiet and still, and breathe normally.

You will hear a continuous tone, which echoes your heartbeat.

When the recording is complete, the monitor will emit a double beep.

**KEEP MONITOR AWAY FROM
MOISTURE, AT ALL TIMES**



Transmit an event:

- 1) Remove the plug from the top of the unit
- 2) Dial First-Call Medical at **1.800.274.5399**
(Do not call on a cordless or cell phone)
- 3) Give the technician your name and symptoms
- 4) Place the transmitter on a flat surface near your phone
- 5) Press and hold the **SEND** button until a tone sounds from the monitor
- 6) Release the **SEND** button
- 7) Place the mouthpiece of the telephone over the **RECORD** button
- 8) When the tone stops, pick up the phone and confirm that the data has been received

